



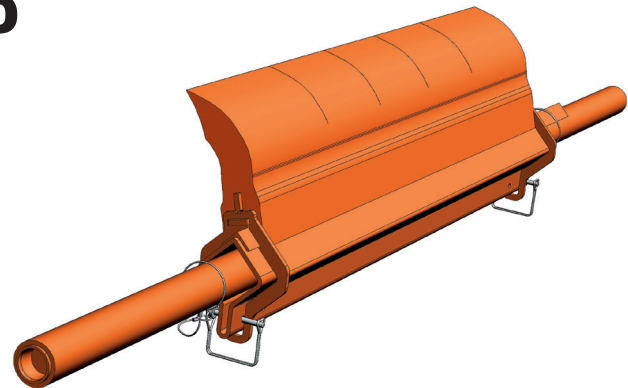
# Martin® QB1™ Cleaner HD

The **Martin® QB1™ Cleaner HD** introduces the next generation of belt cleaning technology.

A truly revolutionary innovation in belt cleaning design, the QB1™ Cleaner HD provides the cleanest belt and longest blade life—at the lowest cost.

## FEATURES & BENEFITS

- Same ease of installation as current Martin® QC1™ Cleaners, maintaining standard installation and service costs.
- Utilizes Martin's innovative EVO® design principles to reduce component surface exposure to material flow, minimizing material build-up and the resulting clean-up costs, production interruptions and safety concerns.



- Utilizes Martin's highly effective, patented CARP profile, ensuring the highest level of cleaning performance expected from a Martin® Belt Cleaner.

## SPECIFICATIONS


Maximum Belt Speed m/sec	Maximum Service Temperature	Pulley Diameter** mm	Mounting Location mm	Wear Life* mm	Wear Volume (per inch of blade) cm <sup>3</sup>
4.6	70°C Continuous 82°C Intermittent	406–559	89	114	107

\* Amount of usable blade

\*\* For pulley diameter 584 mm and greater contact your Martin Engineering representative.

### FULL ASSEMBLY NOMENCLATURE

**QB1-XXXX-XX-XXXX-XX-X-X**



### SLITS/SEGMENTS

- 11: No slits or segments
- 10: Segments only

### URETHANE COLOR

- BR: Brown
- GR: Green
- Blank: Orange

### HANGER BRACKETS


- H: Hanger bracket
- Blank: No hanger bracket

### TENSIONER

- S: Martin® Spring Tensioner

### RETROFIT ASSEMBLY NOMENCLATURE

**QB1BR-XXXX-XX-XXXX-XX**



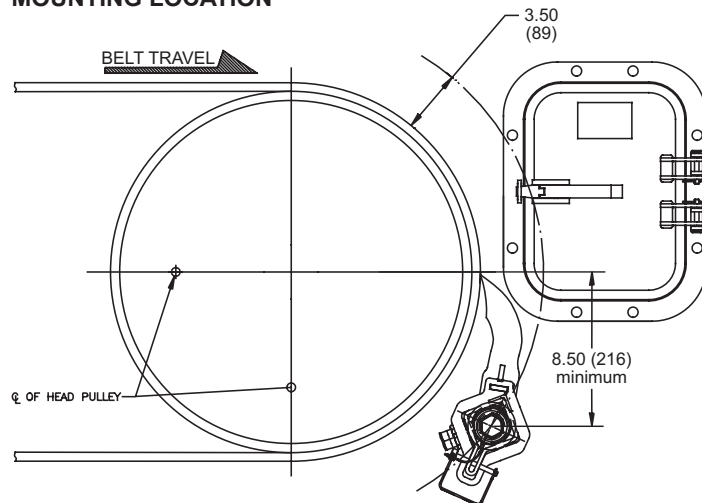
### SLITS/SEGMENTS

- 11: No slits or segments
- 10: Segments only

### URETHANE COLOR


- BR: Brown
- GR: Green
- Blank: Orange

### MOUNTING LOCATION



### SPARE BLADE NOMENCLATURE

**QB1BLD-XXXX-XX-XXXX-XX**



### SLITS/SEGMENTS

- 11: No slits or segments
- 10: Segments only

### URETHANE COLOR

- BR: Brown
- GR: Green
- Blank: Orange

Note: Use segmented blade on crowned head pulley.

**Problem Solved™ GUARANTEED!**

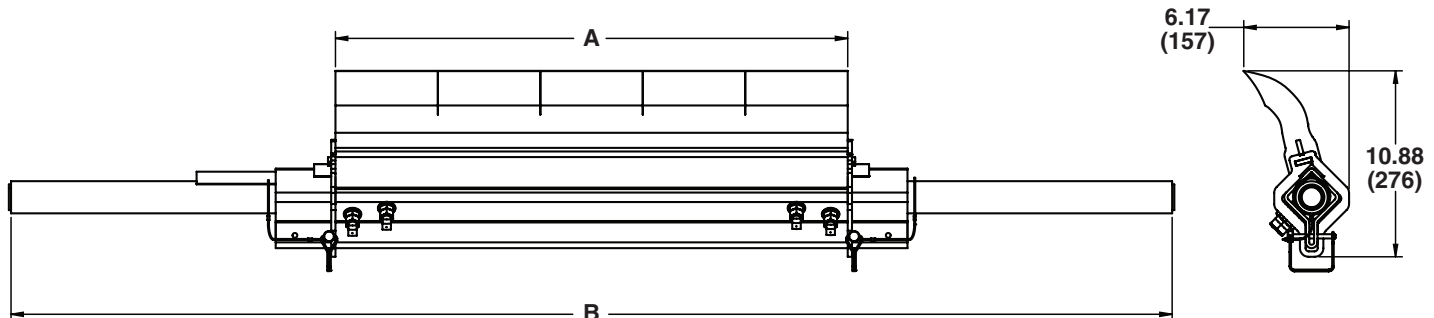
Form No. L4021-05/15  
© 2015 Martin Engineering Company

# TECHNICAL DATA SHEET

## DIMENSIONS—mm

Belt Width	Belt Coverage	Mainframe Length
	Dim. A	Dim. B
450	400	1580
600	550	1730
750	700	1880
800	750	1930
1000	900	2130
1200	1050	2330
1400	1250	2530
1600	1450	2730
1800	1650	2930
2000	1850	3130
2200	2050	3500
2400	2300	3650

Note: Dual Tensioners are required for belt widths 54 in. (1400 mm) and greater.



### RECOMMENDED TENSIONER

Tensioner	P/N
Martin® Spring Tensioner	38180

### ACCESSORIES

Part	P/N
Martin® Steel Inspection Door	CYA-1218
Martin® Hanger Mount Standard Assembly	27382

### FREQUENTLY ASKED QUESTIONS

My Pre-Cleaner keeps flipping through.  
*The mounting location may be too far away from the belt. Relocate to the proper dimension. Replace the mainframe or end weldments if they are bent.*

My Pre-Cleaner is wearing more in the center of the blade.  
*The blade is too wide for this application. Replace with a shorter length blade.*



**Martin Engineering India**  
 U Turn Industrial Hub, Shed No. 5  
 Gat No. 301, Kharabwadi, Chakan Tal-Khed  
 Dist – Pune – 410 501, Maharashtra, India  
 www.martin-eng.in

call +91 2135 674000  
 fax +91 2135 674012  
 email salesindia@martin-eng.com

**Problem Solved™ GUARANTEED!**

Form No. L4021-05/15  
 © 2015 Martin Engineering Company